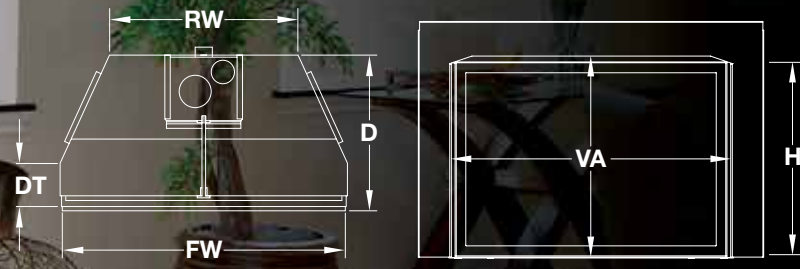


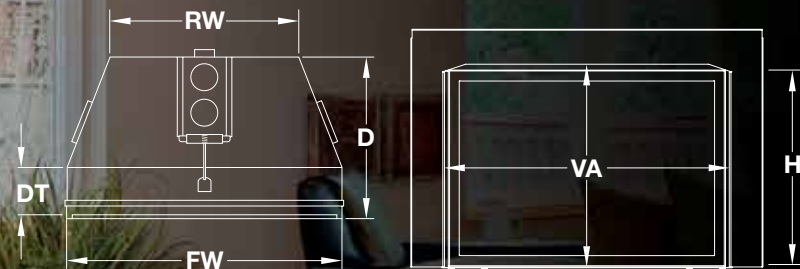
FV44i FireIn



Viewing Area	Natural Gas (BTUH)	LP Gas (BTUH)	CSA P.4 Efficiency	Minimum Fireplace Opening Requirements				
				Front Width	Rear Width	Depth	Depth To Taper	Height
32 3/8" x 23"	10,000-40,000	11,000-40,000	77%	33 1/4"	22"	17 3/4"	5 1/4"	24 1/4"

FV44i FireIn with Birch HD Log Set, Black Flat Liner, and Antique Copper Solo Grace Front

FV33i FireIn

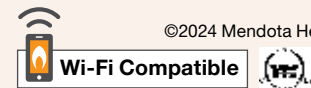


Viewing Area	Natural Gas (BTUH)	LP Gas (BTUH)	CSA P.4 Efficiency	Minimum Fireplace Opening Requirements				
				Front Width	Rear Width	Depth	Depth To Taper	Height
28 3/4" x 18 1/8"	8,400-29,000	9,100-29,000	78%	29 5/8"	20 7/8"	17 5/8"	5 1/2"	19"

FV33i FireIn with White Oak HD Log Set, HD Black Glass Liner, and Oil Rubbed Bronze Narrow Grace Front


Create your ideal style with the **Design Your Fireplace** tool on our website, [mendotahearth.com](http://mendotahearth.com).

FRONT COVER: FV33i FireIn with White Oak HD Log Set, Concrete Flat Panel Liner, and Brushed Chrome Solo Grace Front



©2024 Mendota Hearth. All rights reserved. Johnson Gas Appliance Company | Mendota Hearth Division | 1155 Sherman Rd. | Hiawatha, IA 52233

Products, specifications and prices subject to change without notice. Images shown may differ from actual home installations. Consult our Owner's Manual for all final dimensions. Mendota products are manufactured in the U.S.A.







FV44i FireIn with Birch HD Log Set, HD Black Glass Liner, and Oil Rubbed Bronze Willowbrook Front

it's  
all about  
the *fire*

The authenticity, beauty and warmth of the new FireIn™ gas fireplace inserts are amazing. By wrapping the logs around the burner, we've created an even more realistic fire. Available in two sizes, the FireIn flames dance through hand-painted oak or birch logs. It's fire to the next level.



FV33i FireIn with White Oak HD Log Set, HD Black Glass Liner, and Brushed Chrome Solo Grace Front

